

A Framework for Comparing Models of Computation

Edward A. Lee, *Fellow, IEEE*, and Alberto Sangiovanni-Vincentelli, *Fellow, IEEE*

Abstract—We give a denotational framework (a “meta model”) within which certain properties of models of computation can be compared. It describes concurrent processes in general terms as sets of possible behaviors. A process is determinate if, given the constraints imposed by the inputs, there are exactly one or exactly zero behaviors. Compositions of processes are processes with behaviors in the intersection of the behaviors of the component processes. The interaction between processes is through signals, which are collections of events. Each event is a value-tag pair, where the tags can come from a partially ordered or totally ordered set. Timed models are where the set of tags is totally ordered. Synchronous events share the same tag, and synchronous signals contain events with the same set of tags. Synchronous processes have only synchronous signals as behaviors. Strict causality (in timed tag systems) and continuity (in untimed tag systems) ensure determinacy under certain technical conditions. The framework is used to compare certain essential features of various models of computation, including Kahn process networks, dataflow, sequential processes, concurrent sequential processes with rendezvous, Petri nets, and discrete-event systems.

I. INTRODUCTION

A MAJOR impediment to further progress in modeling and specification of concurrent systems is the confusion that arises from different usage of common terms. Terms like “synchronous,” “discrete event,” “dataflow,” “signal,” and “process” are used in different communities to mean significantly different things. To address this problem, we give a formalism that will enable description, abstraction, and differentiation of models of computation. It is not intended as a “grand unifying model of computation” but rather as a “meta model” within which certain properties of the models of computation can be studied. To be sufficiently precise, this language is a mathematical one. It is *denotational*, in the sense of Scott and Strachey [38], rather than operational, to avoid associating the semantics of a model of computation with an execution policy. In many denotational semantics, the *denotation* of a program fragment is a partial function or a relation on the state. This approach does not model concurrency well [40], where the notion of a single global state may not be well defined. In our approach, the denotation of a process is a partial function or a relation on signals, and hence we can model concurrency well.

Manuscript received February 20, 1997; revised March 12, 1998. This work was supported in part by the Defense Advanced Research Projects Agency under the Ptolemy project, in part by the State of California under the MICRO program, and in part by the following: Cadence Design Systems, Hewlett Packard, Hitachi, Hughes Space and Communications, NEC, Philips, the Italian National Research Council, Magneti-Marelli, Rockwell, Daimler-Benz, and SGS-Thomson. This paper was recommended by Associate Editor D. Dill.

The authors are with the Department of Electrical Engineering and Computer Science, University of California, Berkeley, CA 94720 USA.

Publisher Item Identifier S 0278-0070(98)09367-1.

We define precisely a process, signal, and event, and give a framework for identifying the essential properties of discrete-event systems, dataflow, rendezvous-based systems, Petri nets, and process networks. Our definitions of these terms sometimes conflict with common usage in some communities, and even with our own prior usage in certain cases. We have made every attempt to maintain the spirit of that usage with which we are familiar, but have discovered that terms are used in contradictory ways (sometimes even within a community). Maintaining consistency with all prior usage is impossible without going to the unacceptable extreme of abandoning the use of these terms altogether.

Our objectives overlap somewhat with prior efforts to provide mathematical models for concurrent systems, such as communicating sequential processes (CSP) [19], calculus of communicating systems (CCS) [29], event structures [41], action structures [30], and interaction categories [1], and previous efforts to formally compare models of computation [37], [42]. We do not have a good answer for the question “do we really need yet another meta model for concurrent systems?” except perhaps that our objectives are somewhat different and result in a model that has some elements in common with other models, but overall appears to be somewhat simpler. It is more descriptive of concurrency models (more “meta”) than some process calculi, which might for example assume a single interaction mechanism, such as rendezvous, and show how other interaction mechanisms can be described in terms of it. We assume no particular interaction mechanism, and show how to use the framework to describe and compare a number of interaction mechanisms (including rendezvous). We devote most of our attention, however, to interaction mechanisms in practical use for designing electronic systems, such as discrete-event, rendezvous, and dataflow. The latter two are aligned with the “atomicity” and “precedence constraints” interaction patterns of Agha’s actors model [2], but we add the discrete-event model because of our interest in physical modeling of digital electronic systems.

The prior frameworks closest to ours, Abramsky’s interaction categories [1] and Winskell’s event structures [41], have been presented as categorical concepts. We avoid category theory here because it does not appear to be necessary for our more limited objectives, and because we wish to make the concepts more accessible to a wider audience. But it would be wrong to not acknowledge the influence. We limit the mathematics to sets, posets, relations, and functions.

Section II generically develops the notion of tagged signals, systems, and composition of systems. Section III illustrates some tag systems for various models of computation. Section IV shows how tag systems can model time and causality, an essential property of concurrent models of computation.

II. THE TAGGED SIGNAL MODEL

A. Signals

Given a set of *values* V and a set of *tags* T , we define an event e to be a member of $T \times V$, i.e., an event has a tag and a value. We will use tags to model time, precedence relationships, synchronization points, and other key properties of a model of computation. The values represent the operands and results of computation.

We define a *signal* s to be a set of events. A signal can be viewed as a subset of $T \times V$, or as a member of the powerset $\wp(T \times V)$ (the set of all subsets of $T \times V$). A *functional signal* or *proper signal* is a (possibly partial) function from T to V . By “partial function” we mean a function that may be defined only for a subset of T . By “function” we mean that if $e_1 = (t, v_1) \in s$ and $e_2 = (t, v_2) \in s$, then $v_1 = v_2$. We call the set of all signals S , where of course $S = \wp(T \times V)$. It is often useful to form a *tuple* \mathbf{s} of N signals, where N is a natural number.¹ The set of all such tuples will be denoted S^N . Position in the tuple serves the same purposes as naming of signals in other process calculi. Reordering of the tuple serves the same purposes as renaming. A similar use of tuples is found in the interaction categories of Abramsky [1].

The empty signal (one with no events) will be denoted by λ , and the tuple of empty signals by Λ , where the number N of empty signals in the tuple will be understood from the context. These are signals like any other, so $\lambda \in S$ and $\Lambda \in S^N$. For any signal s , $s \cup \lambda = s$ (ordinary set union). For any tuple \mathbf{s} , $\mathbf{s} \cup \Lambda = \mathbf{s}$, where by the notation $\mathbf{s} \cup \Lambda$ we mean the pointwise union of the sets in the tuple.

In some models of computation, the set V of values includes a special value \perp (called “bottom”), which indicates the absence of a value. Notice that while it might seem intuitive that $(t, \perp) \in \lambda$ for any $t \in T$, this would violate $s \cup \lambda = s$ (suppose that s already contains an event at t). Thus, it is important to view \perp as an ordinary member of the set V like any other member.

B. Processes

In the most general form, a *process* P is a subset of S^N for some N . A particular $\mathbf{s} \in S^N$ is said to *satisfy* the process if $\mathbf{s} \in P$. An \mathbf{s} that satisfies a process is called a *behavior* of the process. Thus a *process* is a set of possible *behaviors*. For $N \geq 2$, process may also be viewed as a *relation*² between the N signals in \mathbf{s}

1) *Composing Processes*: Since a process is a set of behaviors, a composition of processes should be simply the intersection of the behaviors of each of the processes. A behavior of the composition process should be a behavior of each of the component processes. However, we have to use some care in forming this intersection. Before we can form such an intersection, each process to be composed must be

¹ An alternative notation would name rather than number the signals in the tuple. Although this might be more elegant, it would require more complicated notation to manipulate tuples, so we stick to the simpler form.

² A relation between sets A and B is simply a subset of $A \times B$.

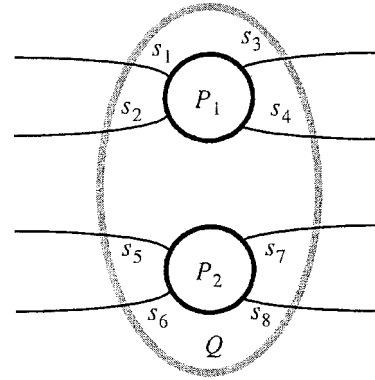


Fig. 1. Composition of independent processes.

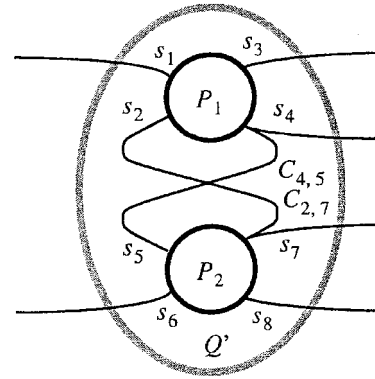


Fig. 2. An interconnection of processes.

defined as a subset of the same set of signals S^N , called by some researchers its *sort* [3].

Consider, for example, the two processes P_1 and P_2 in Fig. 1. These are each subsets of S^4 , but they are of different sorts. P_1 relates an entirely different set of signals than P_2 . The composition involves eight signals, so to form the composition, we must first augment P_1 and P_2 to define them in terms of subsets of S^8 . Let

$$\begin{aligned} P'_1 &= P_1 \times S^4 \\ P'_2 &= S^4 \times P_2. \end{aligned} \quad (1)$$

These are of the same sort, and composition is simply their intersection

$$Q = P'_1 \cap P'_2. \quad (2)$$

This can be simplified to

$$Q = P_1 \times P_2. \quad (3)$$

This parallel composition of noninteracting processes is simply the cross product³ of the sets of behaviors. Since there is no interaction between the processes, a behavior of the composite process consists of any behavior of P_1 together with any behavior of P_2 . A behavior of Q is an eight-tuple, where the first four elements are a behavior of P_1 and the remaining four elements are a behavior of P_2 .

³ The tensor product is used in the interaction categories of Abramsky [1] for the same composition. Here it follows from the intersection of behaviors.

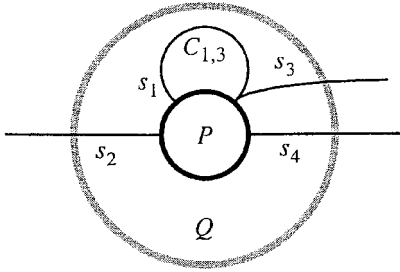


Fig. 3. A self-loop.

More interesting systems have processes that interact. Consider Fig. 2. A *connection* $C \subset S^N$ is a particularly simple process where two (or more) of the signals in the N -tuple are constrained to be identical. For example, in Fig. 2, $C_{4,5} \subset S^8$, where

$$\mathbf{s} = (s_1, s_2, s_3, s_4, s_5, s_6, s_7) \in C_{4,5} \quad \text{if } s_4 = s_5. \quad (4)$$

$C_{2,7}$ can be given similarly as $s_2 = s_7$. There is nothing special about connections as processes, but they are useful to couple the behaviors of other processes. For example, in Fig. 2, the composite process may be given as

$$Q = (P_1 \times P_2) \cap C_{4,5} \cap C_{2,7} \quad (5)$$

where the first set is given by (3). That is, any $\mathbf{s} \in S^8$ that satisfies the composite process must be a member of each of $P_1 \times P_2$, $C_{4,5}$, and $C_{2,7}$.

Given M processes in S^N of the same sort (some of which may be connections), a process Q composed of these processes is given by

$$Q = \bigcap_{P \in \mathbf{P}} P_i \quad (6)$$

where \mathbf{P} is the collection of processes $P_i \subseteq S^N$, $1 \leq i \leq M$.

As suggested by the gray outline in Fig. 2, it makes little sense to expose all the signals of a composite process. In Fig. 2, for example, since signals s_2 and s_5 are identical to s_7 and s_4 , respectively, it would make more sense to “hide” two of these signals and to model the composition as a subset of S^6 rather than S^8 . This changes the sort of the composite, which may make it easier to compose it again.

Let $I = (i_1, \dots, i_m)$ be an ordered set of indexes in the range $1 \leq i \leq N$, and define the *projection* $\pi_I(\mathbf{s})$ of $\mathbf{s} = (s_1, \dots, s_N) \in S^N$ onto S^m by $\pi_I(\mathbf{s}) = (s_{i_1}, \dots, s_{i_m})$. Thus, the ordered set of indexes defines the signals that are part of the projection and the order in which they appear in the resulting tuple. The projection can be generalized to processes. Given a process $P \subseteq S^N$, define the projection $\pi_I(P)$ to be the set $\{\mathbf{s}' \text{ such that there exists } \mathbf{s} \in P \text{ where } \pi_I(\mathbf{s}) = \mathbf{s}'\}$. Thus, in Fig. 2, we can define the composite process $Q' = \pi_I((P_1 \times P_2) \cap C_{4,5} \cap C_{2,7}) \subseteq S^6$, where $I = \{1, 3, 4, 6, 7, 8\}$. Projection then facilitates composition of this process with others, since the others will not need to be augmented to involve irrelevant signals. A similar approach is used in [5] for process composition within a more specialized framework.

Composition is set intersection. Cross product and projection are syntactic operations that merely give process definitions the right sort to enable composition by intersection. They play no semantic role in composition.

If the two signals in a connection are associated with the same process, as shown in Fig. 3, then the connection is called a *self-loop*. For the example in Fig. 3, $Q = \pi_I(P \cap C_{1,3})$, where $I = \{2, 3, 4\}$. For simplicity, we will often denote self-loops with only a single signal, obviating the need for the projection or the connection. This is simply a syntactic shorthand; if two signals are constrained to be identical, we lose nothing by considering only one of the signals.

Note that this projection operator is really quite versatile. There are several other ways we could have used it to define the composition in Fig. 2, even avoiding connection processes altogether. The operator can also be used to construct arbitrary permutations of signals, accomplishing the same end as renaming and hiding in other process calculi. Some basic examples are shown in Fig. 4. Note that the numbering of signals (compared with names) affects the manipulation of processes to give them compatible sorts. The projection operator is used for permutation in Fig. 4(b). Note further that Fig. 4(d) shows that the connection processes are easily replaced by more carefully constructed intersections.

2) *Inputs and Outputs*: Many processes (but by no means all) have the notion of inputs, which are events or signals that are defined outside the process. Formally, an *input* to a process in S^N is an externally imposed constraint $A \subseteq S^N$ such that $A \cap P$ is the total set of acceptable behaviors.

Often we wish to talk about the behaviors of a process for a set of possible inputs, which we denote $B \subseteq \wp(S^N)$. That is, any input $A \in B$. In this case, we discuss the process and its possible inputs together, (P, B) .

Within this definition, there is a very rich set of ways to model inputs. Inputs could be as simple as asserting the presence of an individual event in a particular signal. For example, suppose that in Fig. 3, the input is a single event e in s_2 . Then

$$A = \{\mathbf{s} : e \in \pi_2(\mathbf{s})\}. \quad (7)$$

Note that this does not constrain the behaviors of the process to have only a single event in s_2 . It merely constrains the behaviors to have the event e in s_2 . Suppose further that we wish to consider the behaviors of Fig. 3 when the input is any single event in s_2 . Then we can define B to be the set of all sets A of the form (7) (i.e., for each $e \in T \times V$).

More commonly, the inputs define an entire signal or set of signals. We call any signal that is entirely defined externally an *input signal*. Consider a process $P \subseteq S^N$ where m of the N signals are input signals. Suppose these have indexes in the set $I \subseteq \{1, \dots, N\}$. Then each element $A \in B$ is a set $\{\mathbf{s} : \pi_I(\mathbf{s}) = \mathbf{s}'\}$ for some $\mathbf{s}' \in S^m$. In other words, the input completely defines \mathbf{s}' , a tuple of m input signals. By saying that $A \cap P$ is the set of acceptable behaviors, we simply say that the m input signals must appear within any behavior tuple.

A process and its possible inputs (P, B) is said to be *closed* if $B = \{S^N\}$, a set with only one element, $A = S^N$. Since the set of behaviors is $A \cap P = P$, there are no input constraints

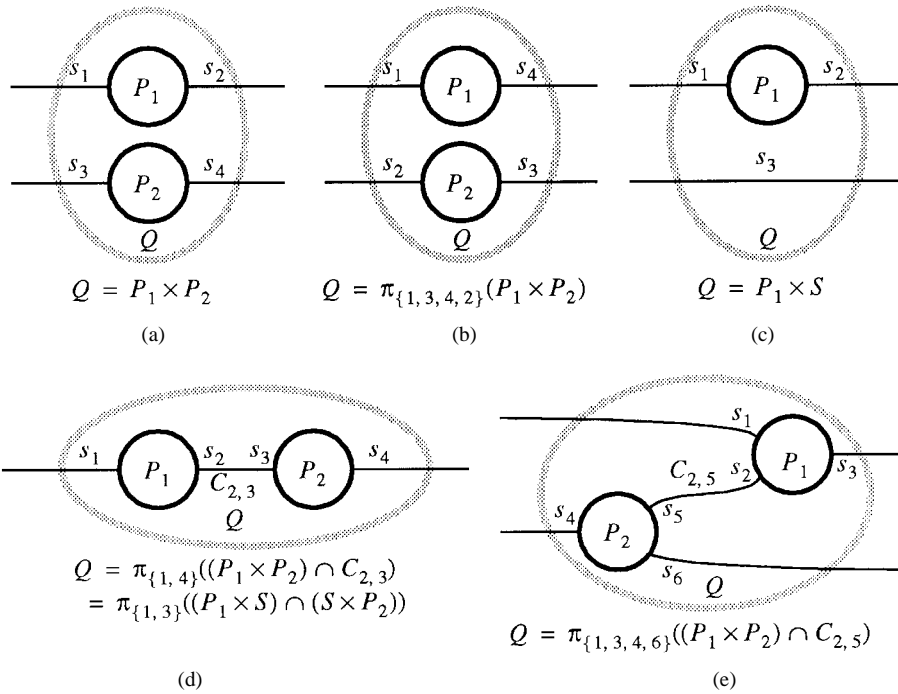


Fig. 4. Examples of composition of processes.

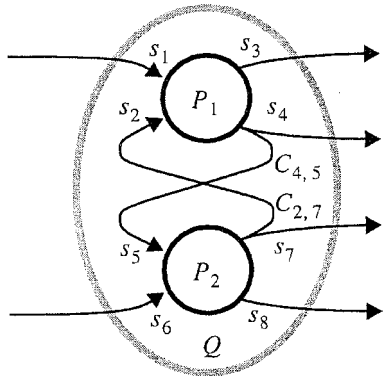


Fig. 5. A partitioning of the signals in Fig. 1 into inputs and outputs.

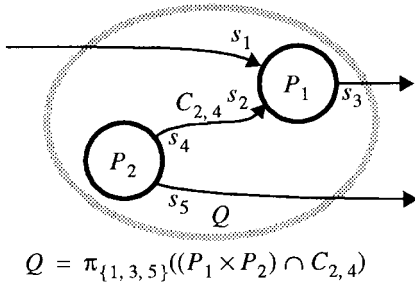


Fig. 6. Composition of a functional process with a source process.

in a closed process. A process and its possible inputs are *open* if they are not closed.

So far, however, we have not captured the notion of a process “determining” the values of the outputs depending on the inputs. To do this, consider an index set I for m input signals and an index set O for n output signals. A process P is *functional*⁴ with respect to (I, O) if for every $\mathbf{s} \in P$ and $\mathbf{s}' \in P$

⁴A relation $R \subset A \times B$ is a function if for every $(a, b) \in R$ and $(a, c) \in R$, $b = c$.

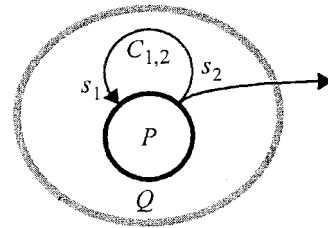


Fig. 7. Feedback (a directed self-loop).

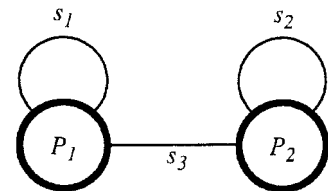


Fig. 8. Communicating sequential processes.

where $\pi_I(\mathbf{s}) = \pi_I(\mathbf{s}')$, it follows that $\pi_O(\mathbf{s}) = \pi_O(\mathbf{s}')$. For such a process, there is a single-valued mapping $F : S^m \rightarrow S^n$ such that for all $\mathbf{s} \in P$, $\pi_O(\mathbf{s}) = F(\pi_I(\mathbf{s}))$. A process is *total* if $\pi_I(P) = S^m$. In this case, F is defined over all S^m . It is *partial* otherwise, i.e., $\pi_I(P) \subset S^m$.

Note that a given process may be functional with respect to more than one pair of index sets (I, O) . A connection, for example $s_1 = s_2$, is functional with respect to either $(\{1\}, \{2\})$ or $(\{2\}, \{1\})$. In both cases, F is the identity function.

In Figs. 2–4, there is no indication of which signals might be inputs and which might be outputs. Fig. 5 modifies Fig. 2 by adding arrowheads to indicate inputs and outputs. In this case, P_1 might be functional with respect to $(I, O) = (\{1, 2\}, \{3, 4\})$.

3) *Determinacy*: A process is *determinate* if for any input $A \in B$ it has exactly one behavior or exactly no behaviors; i.e., $|A \cap P| = 1$ or $|A \cap P| = 0$, where $|X|$ is the size of

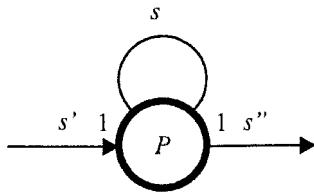


Fig. 9. A simple dataflow process that consumes and produces a single token on each firing.

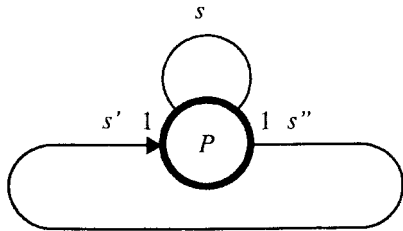


Fig. 10. A deadlocked dataflow graph.

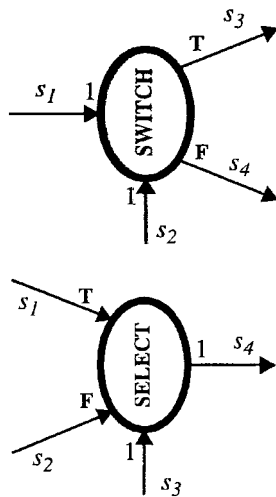


Fig. 11. More complicated dataflow actors.

the set X . Otherwise, it is *nondeterminate*. Thus, whether a process is determinate or not depends on our characterization B of the set of possible inputs.

A process in S^N that is functional with respect to (I, O) is obviously determinate if I and O together contain all the indexes in $1 \leq i \leq N$. Given the input signals, the output signals are determined (or there is unambiguously no behavior, if the function is partial).

In Fig. 4, if all processes are functional with inputs on the left and outputs on the right, then obviously the composition processes are also functional. Thus, the compositions in Fig. 4 preserve determinacy. A slightly more subtle situation involves *source* processes (processes with outputs but no inputs), like the example in Fig. 6. This composition will be functional (and hence determinate) if P_1 is functional and P_2 has exactly one behavior.

A much more complicated situation involves feedback, as illustrated by the example in Fig. 7. Whether determinacy is preserved depends on the tag system and more details about the process.

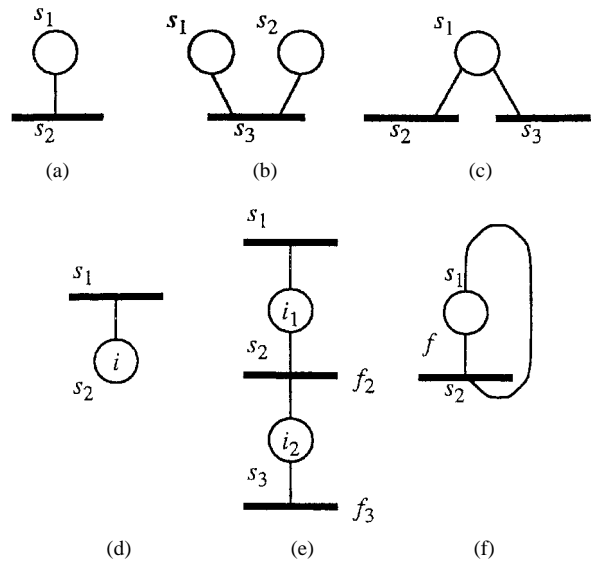


Fig. 12. Some simple Petri nets.

III. TAG SYSTEMS

So far, tags have had no explicit role in the description of processes. But we have also said nothing about the operational interaction of processes. Do they synchronize? Are they causal? Under what conditions exactly are they determinate? To answer these questions, we need structure in the system of tags. This structure turns out to be the major distinguishing feature between various concurrent models of computation.

Frequently, a natural interpretation for the tags is that they mark time in a physical system. Neglecting relativistic effects, time is the same everywhere, so tagging events with the time at which they occur puts them in a certain order (if two events are genuinely simultaneous, then they have the same tag). Such a simple model of time is certainly intuitively appealing.

For *specifying* systems, however, the global ordering of events in a timed system may be overly restrictive. A specification should not be constrained by one particular physical implementation, and therefore need not be based on the semantics of the physical world. Thus, for specification, often the tags *should not* mark time, but should instead reflect ordering induced by causality (this will be explained below).

In a *model* of a physical system, by contrast, tagging the events with the time at which they occur may seem natural. They must occur at a particular time, and if we accept that time is uniform (i.e., again neglecting relativistic effects), then our model should reflect the ensuing ordering of events. However, when modeling a large concurrent system, the model should probably reflect the inherent difficulty in maintaining a consistent view of time in a distributed system [14], [21], [28], [33]. This difficulty appears even in relatively small systems, such as very large scale integrated chips, where clock distribution is challenging. If an implementation cannot maintain a consistent view of time across its subsystems, then it may be inappropriate for its model to do so (it depends on what questions the model is expected to answer).

The central role of a tag system is to establish ordering among events. An *ordering relation* on the set T is a reflexive,

transitive, antisymmetric relation on members of the set. We denote this relation using the template “ \leq .” *Reflexive* means that $t \leq t$, *transitive* means that $t \leq t'$ and $t' \leq t''$ imply that $t \leq t''$, and *antisymmetric* means that $t \leq t'$ and $t' \leq t$ imply that $t = t'$, for all t, t', t'' in T . Of course, we can define a related irreflexive relation, denoted “ $<$,” where $t < t'$ if $t \leq t'$ and $t \neq t'$. The ordering of the tags induces an ordering of events as well. Given two events $e = (t, v)$ and $e' = (t', v')$, $e < e'$ if and only if $t < t'$. A set T with an ordering relationship is called an *ordered set*. If the ordering relationship is partial (there exist $t, t' \in T$ such that neither $t < t'$ nor $t' < t$), then T is called a *partially ordered set* or *poset* [10], [39].

A. Timed Models of Computation

A *timed model of computation* has a tag system where T is a *totally ordered set*. That is, for any distinct t and t' in T , either $t < t'$ or $t' < t$. In timed systems, a tag is also called a *time stamp*. There are several distinct flavors of timed models.

1) *Metric Time*: Some timed models of computation include operations on tags. At a minimum, T may be an *Abelian group*, in addition to being totally ordered. This means that there is an operation $+$: $T \times T \rightarrow T$, called addition, under which T is closed. Moreover, there is an element, called *zero* and denoted “0,” such that $t + 0 = t$ for all $t \in T$. Finally, for every element $t \in T$, there is another element $-t \in T$ such that $t + (-t) = 0$. A consequence is that $t_2 - t_1$ is itself a tag for any t_1 and t_2 in T .

In a slightly more elaborate tag system, T has a *metric*, which is a function $d: T \times T \rightarrow \mathbb{R}$, where \mathbb{R} is the set of real numbers, that satisfies the following conditions:

$$d(t, t') = d(t', t) \quad (8)$$

$$d(t, t') = 0 \Leftrightarrow t = t' \quad (9)$$

$$d(t, t') \geq 0 \quad (10)$$

and

$$d(t, t') + d(t', t'') \geq d(t, t'') \quad (11)$$

for all $t, t', t'' \in T$. Such systems are said to have *metric time*. In a typical example of metric time, T is the set of real numbers and $d(t - t') = |t - t'|$, the absolute value of the difference. Metric time is frequently used when directly modeling physical systems (without relativistic effects).

2) *Continuous Time*: Let $T(s) \subseteq T$ denote the set of tags in a signal s . A *continuous-time system* is a metric timed system Q where T is a connected set and $T(s) = T$ for each signal s in any tuple \mathbf{s} that satisfies the system. A *connected set* T is one where there do not exist two nonempty disjoint open sets O_1 and O_2 such that $T = O_1 \cup O_2$.

3) *Discrete Event*: Many simulators, including most digital circuit simulators, are based on a discrete-event model (see for example [16]). Given a process P , and a tuple of signals $\mathbf{s} \in P$ that satisfies the process, let $T(\mathbf{s})$ denote the set of tags appearing in any signal in the tuple \mathbf{s} . Clearly, $T(\mathbf{s}) \subseteq T$, and

the ordering relationship for members of T induces an ordering relationship for members of $T(\mathbf{s})$. A *discrete-event model of computation* has a timed tag system, and for all processes P and all $\mathbf{s} \in P$, $T(\mathbf{s})$ is *order isomorphic* to a subset of the integers.⁵ We explain this now in more detail.

A map $f: A \rightarrow B$ from one ordered set A to another B is *order preserving* or *monotonic* if $a < a'$ implies that $f(a) < f(a')$, where the ordering relations are the ones for the appropriate set. A map $f: A \rightarrow B$ is a *bijection* if $f(A) = B$ (the image of the domain is the range) and $a \neq a'$ implies that $f(a) \neq f(a')$. An *order isomorphism* is an order-preserving bijection. Two sets are order isomorphic if there exists an order isomorphism from one to the other.

This definition of discrete-event systems corresponds well with intuition. It says that the time stamps that appear in any behavior can be enumerated in chronological order. Note that it is not sufficient to just be able to enumerate the time stamps (the ordering is important). The rational numbers, for example, are enumerable, but would not be a suitable set of time stamps for a discrete-event system. This is because between any two rational numbers, there are an infinite number of other rational numbers. Thus, it is also not sufficient for $T(\mathbf{s})$ to be merely isomorphic to a set of integers, since the rationals are isomorphic to the set of integers. But they are not order isomorphic. “Order isomorphism” captures the notion of “discrete” (indeed, Mazurkiewicz gives a considerably more complicated but equivalent notion of discreteness in terms of relations [27]). It captures the intuitively appealing concept that between any two finite time stamps there will be a finite number of time stamps.

Note further that while we insist that $T(\mathbf{s})$ be discrete (which is stronger than enumerable), we need not constrain T to be even enumerable. For example, it is common for discrete-event systems to take T to be the set of real numbers. We then insist that processes (and inputs) be defined in such a way that $T(\mathbf{s})$ is always a discrete subset of T . We could alternatively constrain T to ensure that $T(\mathbf{s})$ is always discrete, for example, by choosing $T = \omega$, the set of nonnegative integers with the usual numerical order.

If $T(\mathbf{s})$ always has a least tag, then we say that the model is a *one-sided discrete-event model of computation*. This simply captures the notion of starting the processes at some point in time. In this case, $T(\mathbf{s})$ will be order isomorphic to a subset of ω , the set of nonnegative integers with the usual numerical order. Note in particular that $T(\mathbf{s})$ might be finite, thus capturing the notion of stopping the processes, or it might be infinite.

In some communities, notably, the control systems community, a discrete-event model also requires that the set of *values* V be countable, or even finite [9], [18]. This helps to keep the state space finite in certain circumstances, which can be a big help in formal analysis. However, in the simulation community, it is largely irrelevant whether V is countable [16]. In simulation, the distinction is technically moot, since all representations of values in a computer simulation are drawn from a finite set. We adopt the broader use of the term, and

⁵This elegant definition is due to W.-T. Chang.

will refer to a system as a discrete-event system whether V is countable, finite, or neither.

4) *Discrete-Event Simulators*: The discrete-event model of computation is frequently used in simulators for such applications as circuit design, communication network modeling, transportation systems, etc. In a typical discrete-event simulator, events explicitly include time stamps. These are the only types of systems we discuss where the tags are explicit in the implementation. The discrete-event simulator operates by keeping a list of events sorted by time stamp. The event with the smallest time stamp is processed and removed from the list. In the course of processing the event, new events may be generated. These are usually constrained to have time stamps larger than (or sometimes equal to) the event being processed. We will return to this causality constraint later, where we will see that under appropriate circumstances, it ensures determinacy.

In some discrete-event simulators, such as VHDL simulators, tags conceptually contain both a time value and a “delta time.” Delta time has the *interpretation* of zero time in the simulation, but is an important part of the tag. It is not usually explicit in the simulation, but it affects the semantics. It is used to ensure strict causality (to be defined precisely below), and thus to ensure determinism. A suitable tag system for such a discrete-event simulator could have $T = \omega \times \omega$, where ω is the set of nonnegative integers with the usual numerical order. The first component will typically be called the “time stamp,” while the second component will be called the “delta time offset.” The ordering relation between two tags $t = (t_1, t_2)$ and $t' = (t'_1, t'_2)$ is given by $t < t'$ if and only if $t_1 < t'_1$ or $t_1 = t'_1$ and $t_2 < t'_2$.

Note, however, that $T = \omega \times \omega$ is not order isomorphic with ω or any subset. So unlike the case where $T = \omega$, the structure of T itself offers no assurance that $T(\mathbf{s})$ is discrete. In principle, in a particular signal, between tags $t = (t_1, t_2)$ and $t' = (t'_1, t'_2)$ where the time stamps t_1 and t'_1 are finite, there could be an infinite number of tags. This can occur in practice in a discrete-event simulation when a zero-delay feedback loop is modeled and there is no fixed point (or the fixed point is not found). Events circulate forever around the loop, incrementing the delta time component of the tag, but failing to increment the time-stamp component. The simulation gets stuck, and time fails to advance. We will see later in the paper that this flaw is a mathematical property of this system of tags.

5) *Synchronous and Discrete-Time Systems*: Two events are *synchronous* if they have the same tag. Two signals are synchronous if all events in one signal are synchronous with an event in the other signal and vice versa. A process is *synchronous* if every signal in any behavior of the process is synchronous with every other signal in the behavior. A *discrete-time system* is a synchronous discrete-event system. *Cycle-based* logic simulators are discrete-time systems.

By this definition, the so-called synchronous dataflow model of computation [22] is not synchronous (we will say more about dataflow models below). The “synchronous languages” [4] (such as Lustre, Esterel, Signal, and Argos) are synchronous if we consider $\perp \in V$, where \perp (bottom) denotes the absence of an event. Indeed, a key property of synchronous

languages is that the absence of an event at a particular “tick” (tag) is well defined. Another key property is that event tags are totally ordered. Any two events either have the same tag or one unambiguously precedes the other. The Signal language [6] is a particularly interesting case because it includes a nondeterminate operator “default” that permits the construction of programs with many possible interleavings of events. It is nonetheless synchronous because every possible behavior is synchronous.

The process algebra community (based on CSP [19] and CCS [29], for instance) refers to an interaction between processes by rendezvous as synchronous. The processes themselves are not synchronous, however. By our definition, CSP and CCS are not even timed (we will have more to say about rendezvous below). There are synchronous versions of some process algebras, such as Milner’s SCCS [29], where Milner’s use of “synchronous” is identical with ours. Thus, in addition to being mostly consistent with the literature (with the only major exception being our own prior usage), we believe that our definition captures the essential and original meaning of the word, latinized from the Greek “*sun*” (together) and “*khronos*” (time).

6) *Sequential Systems*: A degenerate form of timed tag systems is a sequential system. The tagged signal model for a sequential process has a single signal s , and the tags $T(s)$ in the signal are totally ordered. For example, under the Von Neumann model of computation, the values $v \in V$ denote states of the system, and the signal denotes the sequence of states corresponding to the execution of a program. Below, we will show several ways to construct untimed concurrent systems by composing sequential systems.

B. Untimed Models of Computation

When tags are partially ordered rather than totally ordered, we say that the tag system is *untimed*. A variety of untimed models of computation have been proposed. In general, the ordering of tags denotes causality or synchronization. Processes can be defined in terms of constraints on the tags in signals.

We are not alone in using partial orders to model concurrent systems. Pratt gives an excellent motivation for doing so, and then generalizes the notion of formal string languages to allow partial ordering rather than just total ordering [32]. Mazurkiewicz uses partial orders in developing an algebra of concurrent “objects” associated with “events” [27]. Partial orders have also been used to analyze Petri nets [36]. Lamport observes that a coordinated notion of time cannot be exactly maintained in distributed systems, and shows that a partial ordering is sufficient [21]. He gives a mechanism in which messages in an asynchronous system carry time stamps and processes manipulate these time stamps. We can then talk about processes having information or knowledge at a *consistent cut*, rather than “simultaneously.” Fidge gives a related mechanism in which processes that can fork and join increment a counter on each event [15]. A partial ordering relationship between these lists of times is determined by process creation, destruction, and communication. If the number of processes is fixed ahead of time, then Mattern gives a more efficient

implementation by using “vector time” [26]. Unlike the work of Lamport, Fidge, and Mattern, we are not using partial orders in the implementation of systems, but rather are using them as an analytical tool to study models of computation and their interaction semantics. Thus, efficiency of implementation is not an issue.

1) *Rendezvous of Sequential Processes*: The CSP model of Hoare [19] and the CCS model of Milner [29] are key representatives of a family of models of computation that involve sequential processes that communicate with rendezvous. Similar models are realized, for example, in the languages Occam and Lotos. Intuitively, rendezvous means that sequential processes reach a particular point at which they must verify that another process has reached a corresponding point before proceeding. This can be captured in the tagged signal model as depicted in Fig. 8. In this case, $T(s_i)$ is totally ordered for each $i = 1, 2, 3$. Thus, each (P_i, s_i) , for $i = 1, 2$, denotes a sequential process. Moreover, representing each rendezvous point there will be events e_1, e_2 , and e_3 in signals s_1, s_2 , and s_3 , respectively, such that

$$T(e_1) = T(e_2) = T(e_3) \quad (12)$$

where $T(e_i)$ is the tag of the event e_i .

Note that CSP and CCS are neither synchronous nor even timed. Events directly modeling a rendezvous are synchronous, but events that are not associated with rendezvous have only a partial ordering relationship with each other. Indeed, this partial ordering is one of the most interesting properties of these models of computation, particularly when there are more than two processes.

In some such models of computation, a process can reach a state where it will rendezvous with one of several other processes (this sort of behavior is supported, for example, by the “select” statement in Ada). In this case, a composition of such processes is often nondeterminate.

2) *Kahn Process Networks*: In a *Kahn process network* [20], processes communicate via *channels*, which are (informally) one-way unbounded first-in, first-out (FIFO) queues with a single reader and a single writer. Let $T(s)$ again denote the tags in signal s . The FIFO property of the channels implies that $T(s)$ is totally ordered for each signal s . But the set of all tags T is in general partially ordered. Moreover, signals are discrete, or, more technically, $T(s)$ is order isomorphic with a set of integers for each signal s .

The informal notion of “reading” and “writing” to channels is formalized in our model by ordering constraints on tags across signals. For example, consider a simple process that produces one output event for each input event. Suppose the input signal is $s = \{e_i; i \in \omega\}$, where ω is the set of nonnegative integers with the usual numerical order and $i < j \Rightarrow e_i < e_j$. Let the output be $s' = \{e'_i; i \in \omega\}$, similarly ordered. Then the process imposes the ordering constraint that $e_i < e'_j$ for all $i \in \omega$.

The importance of the tags in a particular signal s is limited to the ordering that it imposes on events. For a functional signal s where $T(s)$ is totally ordered, let $\Sigma(s)$ denote the *sequence* of values in s (an ordered set, ordered according to the tags). That is, the tags are discarded. Then two signals

s and s' are *sequence equivalent* if $\Sigma(s) = \Sigma(s')$. Thus Σ induces a set E_Σ of equivalence classes in S , the set of signals, where each member of E_Σ is a set of signals s all with the same sequence $\Sigma(s)$. This notion of sequence equivalence generalizes trivially to tuples of signals, so we denote m -tuples of sequences by E_Σ^m .

A process is *sequence determinate* if all of its behaviors are sequence equivalent. A process is *sequence functional* if given a set of equivalent tuples of input signals, all possible outputs are sequence equivalent. Thus, a sequence functional process with m inputs and n outputs has a mapping $F' : (E_\Sigma)^m \rightarrow (E_\Sigma)^n$ rather than $F : S^m \rightarrow S^n$. Formally, a Kahn process $P \subseteq S^N$ with inputs $I \subseteq \{1, \dots, N\}$ and outputs $O \subseteq \{1, \dots, N\}$, where $I \cap O = \emptyset$, is defined by a function $F' : (E_\Sigma)^{|I|} \rightarrow (E_\Sigma)^{|O|}$, where

$$P = \{s \in S^N : F'(\Sigma(\pi_I(s))) = \Sigma(\pi_O(s))\}. \quad (13)$$

Later in this paper, we will study constraints on F' that ensure sequence determinacy.

Whether a sequence determinate process is also determinate depends on the tag system. Sometimes it is useful to have a tag system that represents more information than just the ordering of values in sequences. For example, it might model the timing of the execution of a process network, in which case the timing nondeterminism of a concurrent system is represented in the model even if the process itself is sequence determinate. This can be viewed as a way to study design refinement. At a higher level of abstraction, a sequence determinate specification is given. But since this specification is not determinate in a timed tag system, it admits many possible implementation timings.

3) *Dataflow*: The *dataflow model of computation* is a special case⁶ of Kahn process networks [23]. A *dataflow process* is a Kahn process that is also sequential, where the events on the self-loop signal denote the *firings* of the dataflow actor. The self-loop signal is called the *firing signal*. The *firing rules* of a dataflow actor are partial ordering constraints between these events and events on the inputs. A *dataflow process network* is a network of such processes.

The firing signal is ordered like all signals in the model. Consider two successive events in the firing signal $e_i < e_{i+1}$ (*successive* means there are no intervening events). An input event e' , where $e' < e_{i+1}$ and $e' \not\leq e_i$, is said to be *consumed* by firing e_{i+1} . An input event that is less than all firing events is consumed by the first firing. An output event e'' , where $e_i < e''$ and $e_{i+1} \not\leq e''$, is said to be *produced* by firing e_i . An output event that is greater than all firing events is produced by the last firing (if there is one).

For example, consider a dataflow process P with one input signal and one output signal, where each firing consumes one input event and produces one output event, as shown in Fig. 9. Denote the input signal by $s' = \{e'_i; i \in N\}$, where $i < j \Rightarrow e'_i < e'_j$. The firings are denoted by the signal

⁶The term “dataflow” is sometimes applied to Kahn process networks in general, but this fails to reflect the heritage that dataflow has in computer architecture. The dataflow model originally proposed by Dennis [12] had the notion of a “firing” as an integral part. Our use of the term is consistent with that of Dennis. The term is also applied to certain synchronous languages such as Lustre and Signal [6], [17]. Under our definitions, these are not dataflow languages.

$s = \{e_i; i \in N\}$, and the output by $s'' = \{e''_i; i \in N\}$, which will be similarly ordered. With this notation, the i th firing consumes the i th input and produces the i th output for all i . The definitions of “consume” and “produce” then imply that $e'_i < e''_i$ for all i , an intuitive sort of causality constraint. A network of such processes will establish a partial ordering relationship between the firings of the actors.

Consider modifying Fig. 9 with a connection as shown in Fig. 10. This establishes the identity $s' = s''$, but since $e'_i < e''_i$, s' and s'' must be empty. This is the only behavior for this process, and it corresponds to deadlock.

More interesting examples of dataflow actors can also be modeled. The so-called *switch* and *select* actors, for example, are shown in Fig. 11. Each of them takes a Boolean-valued input signal (the bottom signal) and uses the value of the Boolean to determine the routing of *tokens* (events). The switch takes a single token at its left input s_1 and routes it to the top right output s_3 if the Boolean in s_2 is true. Otherwise, it routes the token to the bottom right output s_4 .

The partial ordering relationships imposed by the switch and select are inherently more complicated than those imposed by the simple dataflow actor in Fig. 9. But they can be fully characterized nonetheless. Suppose the control signal in the switch is given by $s_2 = \{(t_{2,i}, v_{2,i})\}$, where the index $i = 1$ denotes the first event on s_2 , $i = 2$ the second, etc. Suppose moreover that the Booleans are encoded so that $v_{2,i} \in \{0, 1\}$. Let

$$b_k = \sum_{i=1}^k v_{2,i} \quad \text{for } k > 0. \quad (14)$$

Denote the input signal by $s_1 = \{e_{1,i}; i \in N\}$ and the output signals by $s_3 = \{e_{3,k}; k \in N\}$ and $s_4 = \{e_{4,m}; m \in N\}$. Then the ordering constraints imposed by the actor are

$$e_{3,k} > e_{1,b_k} \quad (15)$$

$$e_{4,m} > e_{1,(m-b_m)}. \quad (16)$$

4) *Petri Nets*: Petri nets can also be modeled in the framework. Petri nets are similar to dataflow, but the events within signals need not be ordered. We associate a signal with each place and each transition in a Petri net. Consider the trivial net in Fig. 12(a). Viewing the signals s_1 and s_2 as sets of events, there exists a one-to-one function $f : s_2 \rightarrow s_1$ such that $f(e) < e$ for all $e \in s_2$. This simply says that every firing (an event in s_2) has a unique corresponding token (an event in s_1) with a smaller tag. In Fig. 12(b), we simply require that there exist two one-to-one functions $f_1 : s_3 \rightarrow s_1$ and $f_2 : s_3 \rightarrow s_2$ such that $f_1(e) < e$ and $f_2(e) < e$ for all $e \in s_3$. In Fig. 12(c), which represents a nondeterministic choice, we again need two one-to-one functions $f_1 : s_2 \rightarrow s_1$ and $f_2 : s_3 \rightarrow s_1$ such that $f_1(e) < e$ for all $e \in s_2$ and $f_2(e) < e$ for all $e \in s_3$, but we impose the additional constraint that $f_1(s_2) \cap f_2(s_3) = \emptyset$, where the notation $f(s)$ refers to the image of the function f when applied to members of the set s . In Fig. 12(d), we note that if the initial marking of the place is denoted by the set i of events, then it is sufficient to define $s_2 = s_1 \cup i$. Composing these simple primitives then becomes a simple matter of composing the relevant functions. For example, in

Fig. 12(e), $f_2 : s_2 \rightarrow s_1 \cup i_1$, $f_3 : s_3 \rightarrow s_2 \cup i_2$, $f_2(e) < e$ for all $e \in s_2$, and $f_3(e) < e$ for all $e \in s_3$, so $f_2(f_3(e)) < e$ for all $e \in s_3$. In Fig. 12(f), $f : s_2 \rightarrow s_1$ is such that $f(e) < e$ for all $e \in s_2$, and $s_2 = s_1$ (the initial marking is empty); therefore $s_2 = \emptyset$. The Petri net is not live (it is deadlocked).

C. Heterogeneous Systems

It is assumed above that when defining a system, the sets T and V include all possible tags and values. In some applications, it may be more convenient to partition these sets and to consider the partitions separately. For instance, V might be naturally divided into subsets V_1, V_2, \dots according to a standard notion of *data types*. Similarly, T might be divided, for example, to separately model parts of a heterogeneous system that includes continuous-time, discrete-event, and dataflow subsystems. This suggests a type system that focuses on signals rather than values. Of course, processes themselves can then also be divided by types, yielding a *process-level type system* that captures the semantic model of the signals that satisfy the process, something like the interaction categories of Abramsky [1].

IV. THE ROLE OF TAGS IN COMPOSITION OF PROCESSES

In Section II-B1, where we composed processes according to (6), tags played no evident role. Composition was treated there as combining constraints. Without considering tags, we were able to give some simple conditions in Section II-B3 under which compositions of functional processes are determinate. We can often do much more by taking the tags into account. We find that in doing so, we can connect our tagged signal model to well-known results in semantics. We will do this now for two special cases, discrete-event systems and Kahn process networks.

A. Causality in Discrete-Event Systems

Causality is a key concept in discrete-event systems. Intuitively, it means that output events do not have time stamps less than the inputs that caused them. By studying causality rigorously, we can address a family of problems that arise in the design of discrete-event simulators. These problems center around how to deal with synchronous events (those with identical tags) and how to deal with feedback loops. But causality comes in subtly different forms that have important consequences.

Consider a discrete-event tag system where $T = \mathfrak{R}$, the reals. We can define a metric on the set S^n of n -tuples of signals as follows:

$$d(\mathbf{s}, \mathbf{s}') = \sup \left\{ \frac{1}{2^t} : \mathbf{s}(t) \neq \mathbf{s}'(t), t \in T \right\}. \quad (17)$$

We define $\mathbf{s}(t) = [s_1(t), \dots, s_N(t)]$, where $s_i \subseteq s_i$ is the subset of events with tag t . If we define τ such that

$$d(\mathbf{s}, \mathbf{s}') = \frac{1}{2^\tau} \quad (18)$$

then τ is one of the following:

- the smallest tag where \mathbf{s} and \mathbf{s}' differ (if such a tag exists);

- the greatest lower bound on the tags where they differ (if there is no smallest tag, but there is a greatest lower bound);
- infinity if \mathbf{s} and \mathbf{s}' are identical;
- minus infinity otherwise.

The latter two can be understood by observing that if \mathbf{s} and \mathbf{s}' are identical

$$d(\mathbf{s}, \mathbf{s}) = 0 \quad (19)$$

a sensible extrapolation from (17) [let $\tau \rightarrow \infty$ in (18)]. The fourth condition occurs if \mathbf{s} and \mathbf{s}' have no common prefix, in which case

$$d(\mathbf{s}, \mathbf{s}) = \infty \quad (20)$$

which is also a sensible extrapolation from (17) [let $\tau \rightarrow -\infty$ in (18)].⁷

It is easy to verify that (17) is a metric by checking that it satisfies (8)–(11). In fact, it is an *ultrametric*, meaning that in addition to satisfying (11), it satisfies the stronger condition

$$\max(d(s, s'), d(s', s'')) \geq d(s, s''). \quad (21)$$

This metric is sometimes called the *Cantor metric*. A similar form has been used by Reed and Roscoe [34], [35]. Their form is identical to this one for discrete signals. Metric spaces are also used by de Bakker and de Vink [11].

The Cantor metric converts our set of n -tuples of signals into a metric space. In this metric space, two signals are “close” (the distance is small) if they are identical up to a large tag. The metric therefore induces an intuitive notion of an open neighborhood. An open neighborhood of radius r is the set of all signals that are identical at least up to and including the tag $\log_2(r^{-1})$. We can use this metric to classify three different forms of causality.

A function $F : S^m \rightarrow S^n$ is *causal* if for all $\mathbf{s}, \mathbf{s}' \in S^m$

$$d(F(\mathbf{s}), F(\mathbf{s}')) \leq d(\mathbf{s}, \mathbf{s}'). \quad (22)$$

In other words, two possible outputs differ no earlier than the inputs that produced them.

A function $F : S^m \rightarrow S^n$ is *strictly causal* if for all $\mathbf{s}, \mathbf{s}' \in S^m$

$$d(F(\mathbf{s}), F(\mathbf{s}')) < d(\mathbf{s}, \mathbf{s}'). \quad (23)$$

In other words, two possible outputs differ later than the inputs that produced them (or not at all).

A function $F : S^m \rightarrow S^n$ is *delta causal* if there exists a real number $0 \leq \delta < 1$ such that for all $\mathbf{s}, \mathbf{s}' \in S^m$

$$d(F(\mathbf{s}), F(\mathbf{s}')) < \delta d(\mathbf{s}, \mathbf{s}'). \quad (24)$$

Intuitively, this means that there is a delay of at least $\Delta = \log_2(\delta^{-1})$, a strictly positive number, before any output of a process can be produced in reaction to an input event.

⁷Naundorf has pointed out that inclusion of infinite distance requires careful generalization of the definition of a metric space [31]. Fortunately, for practical reasons, this is usually not an issue because all signals have a common prefix. Specifically, there is usually a starting time before which there are no events. If that starting time is t_s , then the largest distance possible between two signals is $1/2^{t_s}$, which corresponds to two signals that differ at the starting time.

Inequality (24) is recognizable as the condition satisfied by a *contraction mapping*.

A metric space is *complete* if every Cauchy sequence of points in the metric space that converges does so to a limit that is also in the metric space. It can be verified that the set of signals S in a discrete-event system is complete. The *Banach fixed-point theorem* (see, for example, [8]) states that if $F : X \rightarrow X$ is a contraction mapping and X is a complete metric space, then there is exactly one $x \in X$ such that $F(x) = x$.⁸ This is called a *fixed point*. Moreover, the Banach fixed-point theorem gives a constructive way (sometimes called *the fixed-point algorithm*) to find the fixed point. Given any $x_0 \in X$, x is the limit of the sequence

$$x_1 = F(x_0), \quad x_2 = F(x_1), \quad x_3 = F(x_2) \cdots \quad (25)$$

Consider a feedback loop like that in Fig. 7 in a discrete-event tag system. The Banach fixed-point theorem tells us that if the process P is functional and delta causal, then the feedback loop has exactly one behavior (i.e., it is determinate). This determinacy result was also proved by Yates [43], although he used somewhat different methods. Moreover, the Banach fixed-point theorem gives us a constructive way to find that behavior. Start with any guess about the signals (most simulators start with an empty signal), and iteratively apply the function corresponding to the process. This is exactly what VHDL, Verilog, and other discrete-event simulators do. It is their operational semantics, and the Banach fixed-point theorem tells us that if every process in any feedback loop is a delta-causal functional process, then the operational semantics match the denotational semantics,⁹ i.e., the simulator delivers the right answer.

The constraint that processes be delta causal is fairly severe. In particular, it is not automatically satisfied by processes in VHDL, despite the fact that VHDL processes always exhibit “delta” delay. The common term “delta” is misleading. The contraction mapping condition prevents so-called *Zeno* conditions where between two finite tags there can be an infinite number of other tags. Such Zeno conditions are not automatically prevented in VHDL.

It is possible to reformulate things so that VHDL processes are correctly modeled as strictly causal (not delta causal). Fortunately, a closely related theorem (see [8, ch. 4]) states that if $F : X \rightarrow X$ is a strictly causal function and X is a complete metric space, then there is *at most one* fixed point $x \in X$, $F(x) = x$. Thus, the “delta” delays in VHDL are sufficient to ensure determinacy, but not enough to ensure that a feedback system has a behavior, nor enough to ensure that the constructive procedure in (25) will work.

If the metric space is *compact* rather than just complete, then strict causality is enough to ensure the existence of a fixed point and the validity of the constructive procedure (25) [8]. In general, the metric space of discrete-event signals is not compact, although it is beyond the scope of this paper to show this. Thus, to be sure that a simulation will yield the

⁸See Naundorf [31] for a generalization that works when infinite distances between signals are allowed.

⁹This is sometimes called the *full abstraction* property.

correct behavior, without further constraints, we must ensure that the function within any feedback loop is delta causal.

B. Monotonicity and Continuity in Kahn Process Networks

Untimed systems cannot have the same notion of causality as timed systems. The equivalent intuition is provided by the monotonicity condition. Monotonicity is enough to ensure determinacy of feedback compositions. A slightly stronger condition, continuity, is sufficient to provide a constructive procedure for finding the one unique behavior. These two conditions depend on a partial ordering of signals called the prefix order.

Matthews has given the beginnings of an approach to unifying the metric space methods of the previous section with the partial-order-based methods of this section [24], [25]. He uses a *partial metric*, which is the least generalization of a metric that does not require an object to have zero distance to itself. Matthews has given a treatment of dataflow deadlock using this technique, but the method is still not rich enough to completely subsume the partial-order and metric-space approaches, so we proceed with a more classical exposition here.

A *partially ordered tag system* is a system where the set T of tags is a partially ordered set or poset, as defined in Section III. We can also define an order such that the set of signals becomes a poset. A signal is a set of events. Set inclusion, therefore, provides a natural partial order for signals. Instead of the symbol “ \leq ” that we used for the ordering of tags, we use the symbol “ \sqsubseteq ” for an ordering based on set inclusion. This is a reflexive antisymmetric transitive binary relation. Thus, for two signals s and s' , $s \sqsubseteq s'$ if every event in s is also in s' .

Recall that for Kahn process networks, we let $\Sigma(s)$ denote the *sequence* of values in the signal s , which is itself always a totally ordered set of events. In this case, another natural partial ordering for signals emerges; it is called the *prefix order*. For the prefix order, we write $\Sigma(s) \sqsubseteq \Sigma(s')$ if $\Sigma(s)$ is a prefix of $\Sigma(s')$ (i.e., if the first values of $\Sigma(s')$ are exactly those in $\Sigma(s)$). Let $\Sigma(S)$ denote the set of signals partially ordered by this ordering. Clearly, in $\Sigma(S)$, the empty signal $\Sigma(\lambda)$ is a prefix of every other signal, at the bottom of the partial order, so it is sometimes called *bottom*.

In partially ordered models for signals, it is often useful for mathematical reasons to ensure that the poset is a *complete partial order* (CPO). To explain this fully, we need some more definitions. A *chain* in $\Sigma(S)$ is a set $\{\sigma_i; \sigma_i \in \Sigma(S) \text{ and } i \in U\}$, where U is a totally ordered set (ordered by “ \leq ”) and for any i and i' in U

$$\sigma_i \sqsubseteq \sigma_{i'} \Leftrightarrow i \leq i'. \quad (26)$$

An *upper bound* of a subset $W \subseteq \Sigma(S)$ is an element $w \in \Sigma(S)$ where every element in W is a prefix of w . A *least upper bound* (LUB), written $\sqcup W$, is an upper bound that it is a prefix of every other upper bound. A lower bound and greatest lower bound are defined similarly. A CPO is a partial order with a bottom element where every chain has a LUB. From a practical perspective, this usually implies that our set

$\Sigma(S)$ of sequences must include sequences with an infinite number of values.

These definitions are easy to generalize to $\Sigma(S)^N$, the set of N -tuples of sequences. For $\bar{\sigma} \in \Sigma(S)^N$ and $\bar{\sigma}' \in \Sigma(S)^N$, $\bar{\sigma} \sqsubseteq \bar{\sigma}'$ if each corresponding element is a prefix, i.e., $\sigma_i \sqsubseteq \sigma'_i$ for each $1 \leq i \leq N$, where $\sigma = (\sigma_1, \dots, \sigma_N)$. With this definition, if $\Sigma(S)$ is a CPO, so is $\Sigma(S)^N$. We will assume henceforth that $\Sigma(S)^N$ is a CPO for all N .

1) *Monotonicity and Continuity*: We can now define the untimed equivalents of causality, connecting to well-known results originally due to Kahn [20]. Our contribution here is only to present these results using our notation. A process P is *monotonic* if it is sequence functional with function F , and

$$\sigma \sqsubseteq \sigma' \Rightarrow F(\sigma) \sqsubseteq F(\sigma'). \quad (27)$$

Intuitively, this says that if an input sequence σ is extended with additional events appended to the end to get σ' , then the output $F(\sigma)$ can only be changed by extending it with additional events to get $F(\sigma')$; i.e., giving additional inputs can only result in additional outputs. This is intuitively the untimed equivalent of causality.

A process P is *continuous* if it is sequence functional with function $F : \Sigma(S)^m \rightarrow \Sigma(S)^n$ and for every chain $W \subseteq \Sigma(S)^m$, $F(W)$ has a least upper bound $\sqcup F(W)$, and

$$F(\sqcup W) = \sqcup F(W). \quad (28)$$

The notation $F(W)$ denotes a set obtained by applying the function F to each element of W . Intuitively, this says that the response of the function to an infinite input sequence is the limit of its response to the finite approximations of this input. “Continuous” here is exactly the topological notion of continuity in a particular topology called the *Scott topology*. In this topology, the set of all signals with a particular finite prefix is an open set. The union of any number of such open sets is also an open set, and the intersection of a finite number of such open sets is also an open set.

A continuous process is monotonic [20]. To see this, suppose $F : \Sigma(S)^m \rightarrow \Sigma(S)^n$ is continuous, and consider two signals σ and σ' in $\Sigma(S)^m$, where $\sigma \sqsubseteq \sigma'$. Define the chain $W = \{\sigma, \sigma'\}$. Then $\sqcup W = \sigma'$, so from continuity

$$F(\sigma') = F(\sqcup W) = \sqcup F(W) = \sqcup \{F(\sigma), F(\sigma')\}. \quad (29)$$

Therefore $F(\sigma) \sqsubseteq F(\sigma')$, so the process is monotonic.

Not all monotonic functions are continuous. Consider, for example, a system where the set of values is binary, $V = \{0, 1\}$, and

$$F(\sigma) = \begin{cases} [0], & \text{if } \sigma \text{ is finite} \\ [0,1], & \text{otherwise.} \end{cases} \quad (30)$$

It is easy to show that this is monotonic but not continuous.

Compositions of continuous (or monotonic) functions without feedback, like those in Figs. 4 and 6, obviously yield continuous (or monotonic) functions. As before, it is only the feedback case that is subtle.

Consider the feedback system of Fig. 7. In general, it may not be sequence determinate, even if the process is sequence functional and continuous. Consider a trivial case,

where the process P is sequence functional, with its function $F : \Sigma(S) \rightarrow \Sigma(S)$ being the identity function. This function is certainly continuous. Then any $\sigma \in \Sigma(S)$ satisfies the composite process Q because for any $\sigma \in \Sigma(S)$, $F(\sigma) = \sigma$. Since the process has many behaviors, it is not sequence determinate.

We will now show that there is an alternative interpretation of the composition Q that is sequence determinate. Under this interpretation, any composition of continuous processes is sequence determinate. Moreover, this interpretation is consistent with execution policies typically used for such systems (their operational semantics), and hence is an entirely reasonable denotational semantics for the composition. This interpretation is called the *least fixed-point semantics*.

A well-known fixed-point theorem states that a continuous function $F : X \rightarrow X$ in a CPO X has a least fixed point x , $F(x) = x$ (see [10, p. 89]). By “least fixed point,” we mean that for any y such that $F(y) = y$, $x \sqsubseteq y$. Moreover, the theorem gives us a constructive way to find the least fixed point. Putting it into our context, suppose we have a continuous function $F : \Sigma(S)^n \rightarrow \Sigma(S)^n$. Then define the sequence of sequences

$$\sigma_0 = \Sigma(\Lambda), \quad \sigma_1 = F(\sigma_0), \quad \sigma_2 = F(\sigma_1), \dots \quad (31)$$

Since F is monotonic and the tuple of empty sequences $\Sigma(\Lambda)$ is a prefix of all other tuples of sequences, this sequence is a chain. Since $\Sigma(S)^n$ is a CPO, this chain has an LUB. The fixed-point theorem tells us that this LUB is the least fixed point of F .

This theorem is very similar to the so-called *Knaster–Tarski fixed point theorem*, which applies to complete lattices rather than CPO’s [10]. For this reason, this approach to semantics is sometimes called *Tarskian*.

Note that the constructive technique given by (31) is exactly what one would expect in an implementation of Kahn process networks. Begin with all sequences empty and start iteratively applying functions. This theorem tells us that this operational semantics is consistent with the denotational semantics (the least fixed-point semantics), so again we have full abstraction.

Under this least fixed-point semantics, the value of s_2 in Fig. 7 is λ , the empty signal. Under this semantics, this is the only signal that satisfies the composite process, so the composite process is determinate. Intuitively, this solution agrees with a reasonable execution of the process, in which we would not produce any output from P because there are no inputs. This reasonable operational semantics therefore agrees with the denotational semantics. For a complete treatment of this agreement, see Winskel [40].

In terms of the tagged signal model, if $\Sigma(Q)$ is the set of sequence tuples that satisfy the process Q , we are declaring the behavior of the process to be $\min(\Sigma(Q))$, the smallest member (in a prefix order sense) of the set $\Sigma(Q)$. This minimum exists and is in fact equal to the least fixed point, as long as the composing processes are continuous.

Yet another fixed-point theorem deals with monotonic processes that are not continuous. This theorem states that a monotonic function on a CPO has a unique least fixed point, but gives no constructive way to find the least fixed point (see

[10, p. 96]). Fortunately, this lack of constructive solution is not a problem in practice since practical monotonic processes are invariably continuous. Of course, nonmonotonic processes create many problems.

V. TRANSFORMATIONS BETWEEN MODELS

Central to the approach we have given is the use a tag system T , which can be partially ordered or totally ordered, and captures temporal and causal properties of systems. These properties are distinct from the functional properties of a system, which relate only to values in our model. An interesting observation is that a model of a system can be transformed into a quite different model by manipulating the tag system alone. Suppose, for example, that we have two tag systems T and T' and an order-preserving map $f : T \rightarrow T'$. Suppose further that we have a process $P \subseteq (\wp(T \times V))^N$. We can define a new process P' constructively by replacing each tag t in P by $f(t)$. Obviously, this is a closely related process. If, for example, T is partially ordered, where the partial order represents data precedences, and T' is totally ordered, where the tags represent time, then P' describes an implementation in time of P . For example, P might represent a dataflow model of a system and P' might represent the evaluation of that dataflow model on a sequential computer.

This suggests that our tagged signal model can be used to formulate design refinement and verification, much the way language containment is used in automata. For the dataflow example above, the existence of the order-preserving map f is sufficient to show that the sequential system is a correct implementation of the dataflow model, where “correct” means that all the data precedences are respected.

VI. CONCLUSION

We have given the beginnings of a framework within which certain properties of models of computation can be understood and compared. Of course, any model of computation will have important properties that are not captured by this framework, and a property that is captured may have more than one distinct representation within the framework. The intent is not to be able to completely define a given model of computation, but rather to be able to compare and contrast its notions of concurrency, communication, and time with those of other models of computation. The framework is also not intended to be itself a model of computation, but rather a “meta model,” so it should not be interpreted as some “grand unified model” that when implemented will obviate the need for other models. It is too general for any useful implementation and too incomplete to provide for computation. It is meant simply as an analytical tool. Of course, a great deal of work remains to be done to determine whether it is useful as an analytical tool.

ACKNOWLEDGMENT

The authors wish to acknowledge useful feedback from G. Berry, F. Boussinot, W.-T. Chang, S. Edwards, S. Gay, A. Girault, L. Lavagno, P. Murthy, R. Nagarajan, H. Naundorf, D. Stevens, and four anonymous reviewers.

REFERENCES

- [1] S. Abramsky, S. J. Gay, and R. Nagarajan, "Interaction categories and the foundations of typed concurrent programming," in *Deductive Program Design: Proc. 1994 Marktoberdorf Int. Summer School*, M. Broy, Ed., NATO ASI Series F, Springer-Verlag, 1995.
- [2] G. A. Agha, "Abstracting interaction patterns: A programming paradigm for open distributed systems," in *Formal Methods for Open Object-Based Distributed Systems*, E. Najm and J.-B. Stefani, Ed. New York: Chapman & Hall, 1997.
- [3] A. Benveniste, "Compositional and uniform modeling of hybrid systems," *IEEE Trans. Automat. Control*, to be published.
- [4] A. Benveniste and G. Berry, "The synchronous approach to reactive and real-time systems," *Proc. IEEE*, vol. 79, no. 9, pp. 1270–1282, 1991.
- [5] A. Benveniste, P. Caspi, P. L. Guernic, and N. Halbwachs, "Data-flow synchronous languages," in *A Decade of Concurrency—Reflections and Perspectives*, J. W. de Bakker, W.-P. de Roever, and G. Rozenberg, Ed. Berlin, Germany: Springer-Verlag, 1994, pp. 1–45.
- [6] A. Benveniste and P. L. Guernic, "Hybrid dynamical systems theory and the SIGNAL language," *IEEE Trans. Automat. Control*, vol. 35, pp. 525–546, May 1990.
- [7] F. Boussinot and R. D. Simone, "The ESTEREL language," *Proc. IEEE*, vol. 79, pp. 1293–1304, Sept. 1991.
- [8] V. Bryant, *Metric Spaces*. Cambridge, U.K.: Cambridge Univ. Press, 1985.
- [9] C. Cassandras, *Discrete Event Systems, Modeling and Performance Analysis*. Homewood IL: Irwin, 1993.
- [10] B. A. Davey and H. A. Priestly, *Introduction to Lattices and Order*. Cambridge, U.K.: Cambridge Univ. Press, 1990.
- [11] J. de Bakker and E. de Vink, *Control Flow Semantics*. Cambridge, MA: MIT Press, 1996.
- [12] J. B. Dennis, "First version data flow procedure language," MIT Laboratory for Computer Science, Cambridge, MA, Tech. Memo MAC TM61, May 1975.
- [13] E. Dijkstra, "Cooperating sequential processes," in *Programming Languages*, E. F. Genuys, Ed. New York: Academic, 1968.
- [14] C. Ellingson and R. J. Kulpinski, "Dissemination of system-time," *IEEE Trans. Commun.*, vol. COM-23, pp. 605–624, May 1973.
- [15] C. J. Fidge, "Logical time in distributed systems," *Computer*, vol. 24, no. 8, pp. 28–33, Aug. 1991.
- [16] G. S. Fishman, *Principles of Discrete Event Simulation*. New York: Wiley, 1978.
- [17] N. Halbwachs, P. Caspi, P. Raymond, and D. Pilaud, "The synchronous data flow programming language LUSTRE," *Proc. IEEE*, vol. 79, pp. 1305–1319, 1991.
- [18] Y.-C. Ho, Ed., *Discrete Event Dynamic Systems: Analyzing Complexity and Performance in the Modern World*. New York: IEEE Press, 1992.
- [19] C. A. R. Hoare, "Communicating sequential processes," *Commun. ACM*, vol. 21, no. 8, Aug. 1978.
- [20] G. Kahn, "The semantics of a simple language for parallel programming," in *Proceedings of the IFIP Congress 74*. Amsterdam, The Netherlands: North-Holland, 1974.
- [21] L. Lamport, "Time, clocks, and the ordering of events in a distributed system," *Commun. ACM*, vol. 21, no. 7, July 1978.
- [22] E. A. Lee and D. G. Messerschmitt, "Synchronous data flow," *Proc. IEEE*, vol. 75, pp. 1235–1245, Sept. 1987.
- [23] E. A. Lee and T. M. Parks, "Dataflow process networks," *Proc. IEEE*, vol. 83, pp. 1–63, May 1995. See also <http://ptolemy.eecs.berkeley.edu/papers/processNets>.
- [24] S. G. Matthews, "An extensional treatment of lazy dataflow deadlock," *Theoret. Comput. Sci.*, vol. 151, pp. 195–205, 1995.
- [25] S. G. Matthews, "Partial metric topology," in *General Topology & Its Applications*, S. Andima et al., Eds. New York: New York Academy of Science, 1994, vol. 728, pp. 183–197.
- [26] F. Mattern, "Virtual time and global states of distributed systems," in *Parallel and Distributed Algorithms*, M. Cosnard and P. Quinton, Ed. Amsterdam, The Netherlands: North-Holland, 1989, pp. 215–226.
- [27] A. Mazurkiewicz, "Traces, histories, graphs: Instances of a process monoid," in *Proc. Conf. Mathematical Foundations of Computer Science*, M. P. Chytil and V. Koubek, Ed., Springer-Verlag LNCS 176, 1984.
- [28] D. G. Messerschmitt, "Synchronization in digital system design," *IEEE J. Select. Areas Commun.*, vol. 8, pp. 1404–1419, Oct. 1990.
- [29] R. Milner, *Communication and Concurrency*. Englewood Cliffs, NJ: Prentice-Hall, 1989.
- [30] ———, "Action structures and the pi calculus," in *Proceedings of the NATO Advanced Study Institute Proof and Computation*. Berlin, Germany: Springer-Verlag, 1995, pp. 317–377.
- [31] H. Naundorf, "Ein denotationales modell für objektbasierte Systeme," Ph.D. dissertation, Universität Paderborn, Germany, 1995 (in German). See also <http://math-www.unipaderborn.de/~snoo/OwnPapers/OwnPapers.html>.
- [32] V. R. Pratt, "Modeling concurrency with partial orders," *Int. J. Parallel Programming*, vol. 15, no. 1, pp. 33–71, Feb. 1986.
- [33] M. Raynal and M. Singhal, "Logical time: Capturing causality in distributed systems," *Computer*, vol. 29, no. 2, Feb. 1996.
- [34] G. M. Reed and A. W. Roscoe, "Metric spaces as models for real-time concurrency," in *Proc. Mathematical Foundations of Programming Language Semantics, 3rd Workshop*, New Orleans, LA, Springer-Verlag LNCS 298, 1987, pp. 331–343.
- [35] G. M. Reed and A. W. Roscoe, "A timed model for communicating sequential processes," *Theoret. Comput. Sci.*, vol. 58, nos. 1/3, pp. 249–261, June 1988.
- [36] W. Reisig, *Petri Nets: An Introduction*. Berlin, Germany: Springer-Verlag, 1985.
- [37] V. Sassone, M. Nielsen, and G. Winskel, "A classification of models of concurrency," in *CONCUR'93, Proceedings of the 4th Int. Conf. Concurrency Theory*, E. Best, Ed. Berlin, Germany: Springer-Verlag, 1993.
- [38] J. E. Stoy, *Denotational Semantics: The Scott-Strachey Approach to Programming Language Theory*. Cambridge, MA: MIT Press, 1977.
- [39] W. T. Trotter, *Combinatorics and Partially Ordered Sets*. Baltimore, MD: Johns Hopkins Univ. Press, 1992.
- [40] G. Winskel, *The Formal Semantics of Programming Languages*. Cambridge, MA: MIT Press, 1993.
- [41] ———, "An introduction to event structures," in *Linear Time, Branching Time and Partial Order in Logics and Models for Concurrency*, J. W. de Bakker, W.-P. de Roever, and G. Rozenberg, Ed. Noordwijkerhout, The Netherlands, Springer-Verlag, LNCS 354, 1989, pp. 364–397.
- [42] G. Winskel and M. Nielsen, "Models for concurrency," *Handbook of Logic in Computer Science*, in S. Abramsky, D. M. Gabbay, and T. S. E. Maibaum, Ed. Oxford, U.K.: Oxford Univ. Press, 1995, pp. 1–148.
- [43] R. K. Yates, "Networks of real-time processes," in *Concur'93, Proceedings of the 4th Int. Conf. on Concurrency Theory*, E. Best, Ed. Berlin, Germany: Springer-Verlag, LNCS 715, 1993.

Edward A. Lee (S'80–M'86–SM'93–F'94) received the B.S. degree from Yale University, New Haven, CT, in 1979, the S.M. degree from the Massachusetts Institute of Technology, Cambridge, in 1981, and the Ph.D. degree from the University of California (UC), Berkeley, in 1986.

He is a Professor in the Electrical Engineering and Computer Sciences Department at UC Berkeley. His research interests include real-time systems, signal processing, discrete-event systems, concurrency, and system-level design technology. He is Director of the Ptolemy project at UC Berkeley. He is the coauthor of four books, numerous papers, and two patents. From 1979 to 1982 he was a Member of Technical Staff with Bell Telephone Laboratories, Holmdel, NJ, in the Advanced Data Communications Laboratory. He is a Founder of BDTI, Inc., where he is currently a Senior Technical Advisor, and has consulted for a number of other companies.

Dr. Lee was an NSF Presidential Young Investigator. He received the 1997 Frederick Emmons Terman Award for Engineering Education.

Alberto Sangiovanni-Vincentelli (SM'81–F'83), for a photograph and biography, see p. 488 of the June 1998 issue of this TRANSACTIONS.